




august/september speller's choice menu



Choose one activity each night during the months of August & September in order to prepare for your spelling test on Friday. Please write the name of the activity at the top of the page and then complete the activity.


**** Please choose a different activity for each night! ****

1. Rainbow Words: Write your words in 3 different colors.
2. Fancy Fingers: Use your fanciest writing to write your words with *curly*, *DOTTY*, or other *fancy* letters!
3. Hold two different colored markers, crayons, or pens in your hand. Copy the words in your best handwriting.
4. Use all your words to write a letter to Superman or another super hero.
5. Computer Fun: Use your computer to type your words. Use different fonts and make it look really fun! Be sure you print it out and bring it in your folder! Or you can type your words in an email and email it to me.
6. Practice Test: Have an adult quiz you on your spelling words





October Speller's Choice Menu



Choose one activity every night during the month of October in order to prepare for your spelling test on Friday. Please write the name of the activity at the top of the page and then complete the activity.

**** Please choose a different activity for each night! ****

1. Disappearing Words: Write each word, then write it again but leave one letter out. Then write it again and leave TWO letters out. Then three..until your word has disappeared!

cobweb

__obweb

__bweb

___web

____eb

_____b

Example:

2. Spooky Words: Write your words in *spooky* looking letters.

3. Scary Story: Write a scary story using your spelling words.






4. Design a spooky bookmark on thick paper. Write your list on the bookmark.

5. Classify the words according to parts of speech. Record your classification in a tree map format.

6. Practice Test: Have an adult quiz you on your spelling words

7. 3x Each: Write each of your words 3 times each





NOVEMBER SPELLER'S CHOICE MENU



Choose one activity every night during the month of November in order to prepare for your spelling test on Friday. Please write the name of the activity at the top of the page and then complete the activity.

**** Please choose a different activity for each night! ****

1. Friendly Words: Write two words that share a letter so they are touching

Example:

 m
c a t
 t

2. Silly Sentences: Use all of your words to make 10 silly sentences.


3. Scramble all your words. Give them to a friend to unscramble.

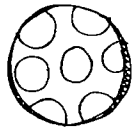
4. Give your parents or another adult a spelling test.

5. Cut letters out of magazines and newspapers. Spell ten of your words.

6. Practice Test: Have an adult quiz you on your spelling words

7. Other Handed: If you are right handed, write your words with your left hand. If you are left handed, write with your right!






December Speller's Choice Menu



Choose one activity every night during the month of December in order to prepare for your spelling test on Friday. Please write the name of the activity at the top of the page and then complete the activity.

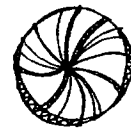
**** Please choose a different activity for each night! ****

1. Tree Words: Write your words adding one adding one letter each time. The result will be a Christmas tree shape of words!



Example:

c
ca
cat



2. Magazine Cut-Ups: Look through a magazine. Cut out letters and paste them to make 10 of your spelling words.

3. Silly Sentences: Use all of your words to make 10 silly sentences.

4. Holiday Mural- Draw a holiday mural and hide your words in it. If you would rather draw another kind of picture that is great too!

5. Comic Strip- Use a comic strip format to create a comic using all of your spelling words.

6. Spelling Bee- Have a parent, sibling, or friend call out your spelling words to you while you spell them out loud. Write a list of the words that you got wrong or had to think the hardest about.

7. Other Handed: If you are right handed, write your words with your left hand. If you are left handed, write with your right!



JANUARY SPELLER'S CHOICE MENU



Choose one activity each night during the month of January in order to prepare for your spelling test on Friday. Please write the name of the activity at the top of the page and then complete the activity.

**** Please choose a different activity for each night! ****

1. Air Words: Use your finger to write each word in the air. Have an adult do the same. See if you can figure out their word! Please be sure to have someone sign the Speller's Choice page to say you did it!

2. Where are the vowels?: Write your words but draw a line instead of putting the vowels. (a, e, i, o, u)


Ex: b l - c k

3. Sweet & Salty Words: Be sure an adult knows you are going to do this activity! Put some sugar or salt on a plate. Use your finger to write your words in the sugar or salt.

4. **Write your words in shapes. Put all the shapes together to make a picture.**

5. **Write the words in reverse ABC order.**

6. **Make a word search puzzle on graph paper. Be sure to include all of your words. Give it to a family member or friend to solve.**



February Speller's Choice Menu

Choose one activity every night during the month of February in order to prepare for your spelling test on Friday. Please write the name of the activity at the top of the page and then complete the activity.

**** Please choose a different activity for each night! ****

1. Sign Words: Use the sign language alphabet to sign your words to an adult. The Sign Language is on the back of this menu! Be sure to have an adult sign your Speller's Choice page to say you signed your words.

2. Heart Vowels Write your words but draw a heart instead of putting the vowels. (a, e, i, o, u)

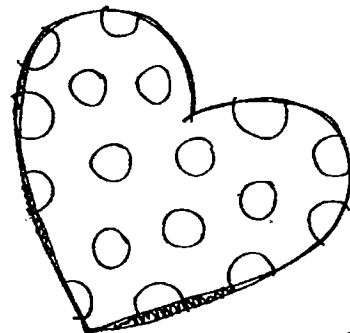

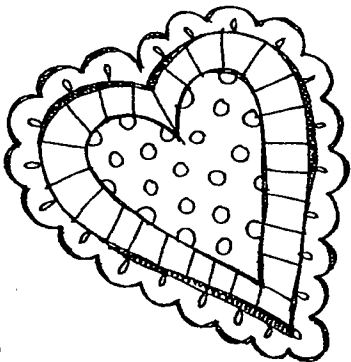
Ex: b l ♥ c k


3. Choo-Choo Words: Write all of your words, one right after the other, using a different color for each word to make your word train.

4. Words-in-Words: Write each word, and then write all of the smaller words that you can create using the letters in that word.


5. All About Alliteration: Make an alliterative phrase for each of your words. Example: seven sticky stamps

6. Spelling: Write your words 3 times each!





March Spellers Choice Menu

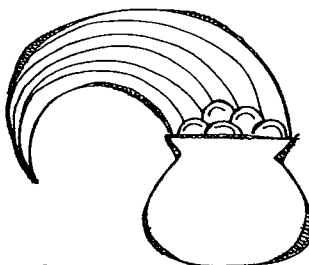
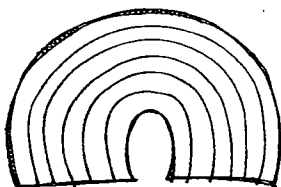


Choose one activity every night during the month of March in order to prepare for your spelling test on Friday. Please write the name of the activity at the top of the page and then complete the activity.

**** Please choose a different activity for each night! ****

1. **Pair up with a friend**: Give each other a practice test. Be sure to grade it!
2. **Scrambled Words**: Scramble up the letters of each word and then write the correct words next to the scrambled letters. For extra fun, see if an adult will write the words scrambled and you unscramble them!

Ex: slian snail
3. **Outstanding Words**: Write your words 2 times each in your neatest and most outstanding writing.
4. **Messy Words**: Choose one of the following materials to pour out on the table and then trace your words in it: pudding, rice, oatmeal, shaving cream. Have an adult sign off that you completed this.
5. **Computer Fun**: Use your computer to type your words. Use different fonts and make it look really fun! Be sure you print it out and bring it in your folder! Or you can type your words in an email and email it to me.
6. **Silly Sentences**: Choose 10 spelling words. Use your words and write 10 silly sentences.





April May Speller s Choice Menu



Choose one activity every night during the months of April and May in order to prepare for your spelling test on Friday. Please write the name of the activity at the top of the page and then complete the activity.

**** Please choose a different activity for each night! ****


1. Scrabble Writing: Choose 10 spelling words. Use the scrabble letters to add up how much each word is worth.

A₁ B₃ C₃ D₂ E₁ F₄ G₂

H₄ I₁ J₈ K₅ L₁ M₃ N₁

O₁ P₃ Q₁₀ R₁ S₁ T₁ U₁

V₄ W₄ X₈ Y₄ Z₁₀



Example: way 4+1+4=9

2. Pyramid Words: Write your words adding one letter at a time. The result will be a pyramid shape of words!

Example: star

s
st
sta
star

3. Questions & Answers: Write a question for each spelling word. Then answer each question using the spelling word.

4. Fun Materials: Practice your words using any of these "artsy" methods (or others you have at home): etch-a-sketch, sidewalk chalk, window markers, glitter, etc.

5. Computer Fun: Use your computer to type your words. Use different fonts and make it look really fun! Be sure you print it out and bring it in your folder! Or you can type your words in an email and email it to me.

6. Rhymes Writing: Write your spelling words and next to them write a rhyming word.

Example: make-cake
Underline your spelling word

